

Features

Remote battery cabinet with charger for use with Simplex model 4100ES, 4100U, and 4010ES addressable fire alarm control panels:

- For mounting and charging of sealed lead-acid batteries up to 110 Ah are ordered separately
- Enclosure is a surface mounted red cabinet that mounts close-nipped to the control panel cabinet, (within 20 ft [6 m] and connected with conduit)
- Models are available for operation at 120 VAC or 220/230/240 VAC

Battery charger details:

- Charger provides dual rate operation with temperature compensation and dynamic battery testing to detect for low voltage or missing battery
- Battery voltage, charger voltage and current, and charger status are all communicated to the control panel and available for display
- Earth fault detection and depleted battery cutout are selectable

Listings:

- UL listed to Standard 864
- ULC listed to Standard S527

Description

Simplex 4100ES, 4100U, and 4010ES fire alarm control panels

Use batteries mounted within their enclosures. For system applications requiring additional battery backup, these battery cabinets with battery charger accommodate batteries up to 110 Ah.

Monitoring and control The control panel indicates status conditioned as required.

Low battery cutout. For ULC listed systems, the low battery cutout feature disconnects the batteries when they reach low voltage cutoff.

Model selection

Table 1: External battery cabinet with charger

Model	Voltage	Description
4081-9306	120 VAC Input	4100ES/4100U/4010ES Compatible Remote Battery Cabinet with Charger for batteries up to 110 Ah
4081-9308	220/230/240 VAC input, multi-tapped	

Table 2: Accessories

Model	Description
4100-9837	Green LED Power-on Indicator Kit, required for ULC listing, mounts above access panel using knockout provided

Table 3: Battery reference (ordered separately)

Model	Description	Voltage per Battery	Quantity
2081-9279	110 Ah Sealed Lead-Acid Battery	12 VDC	Two




Figure 1: 4081-9306/4081-9308, 4100ES/4100U/4010ES compatible battery cabinet with charger

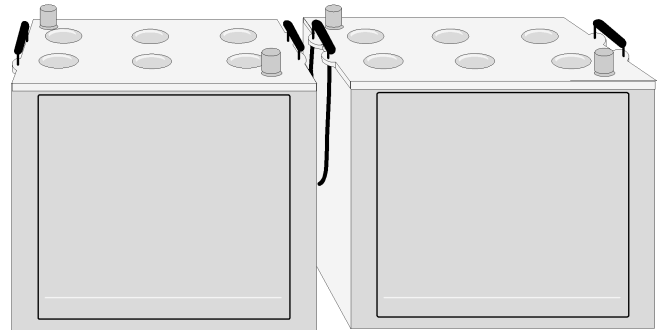


Figure 2: 2081-9279 batteries, two required for 24 V system (exact appearance may vary)

Additional reference

Table 4: Additional reference

Description	Document
Installation Instructions	579-268
General Reference Battery Data Sheet	S2081-0006
Battery Cabinet without charger for up to 110 Ah Batteries	S2081-0012

Cabinet and charger specifications

Table 5: General specifications

Specification	Details
Charger Type	Dual rate, temperature compensated, for batteries 55 Ah to 110 Ah. Recharges depleted batteries within 48 hours per UL Standard 864, and to 70% capacity in 12 hours per ULC Standard S527
Battery Type and Capacity	Sealed lead-acid. Batteries are ordered separately
Battery Output Voltage	24 VDC nominal
Charger Standby Current Requirement	50 mA
Battery Output Protection	80 A fast acting fuse. Charger is reverse polarity protected

Table 6: Input power requirements

Specification	Details	
120 VAC Input Models	Voltage	102 to 132 VAC, 60 Hz
	Current	4 A maximum
220/230/240 VAC Input Models	Voltage	187 to 264 VAC, 50/60 Hz, (separate taps for 220/230/240 VAC)
	Current	2 A maximum

Table 7: Environmental and mechanical

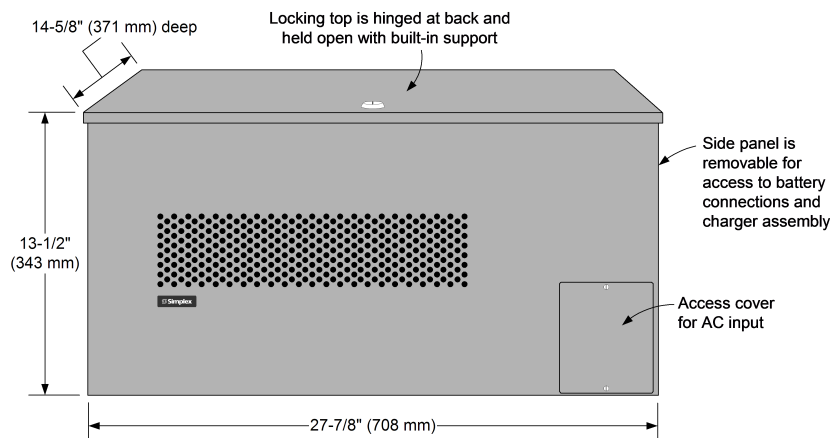
Specification	Details	
Temperature Range	32°F to 122°F (0° C to 50° C)	
Humidity Range	Up to 93% RH, non-condensing @ 100.4° F (38° C) maximum	
Wiring Connections	AC Input	Terminal block for 14 to 12 AWG
	Battery Output	Terminal block for 14 to 6 AWG wire, 5 terminals each for (+) and (-)
Distance from Control Panel	20 ft (6 m) maximum, in conduit	
Included Hardware and Cables	Terminals and cables to connect to 2081-9279, 110 Ah batteries; communications harness, 20 ft long (6 m); battery connection harness to power distribution module (PDM)	
Metric wire equivalents: 14 AWG = 2.08 mm ² ; 12 AWG = 3.31 mm ² ; 6 AWG = 13.3 mm ²		

2081-9279 Battery specifications

Table 8: Battery specifications

Specification	Details
Capacity	110 Ah (rating at 20 hour discharge rate)
Discharge Voltage	12 V per battery, 2 required for 24 V system
Connections	High current terminal posts
Size	11-3/16 in. W x 9 in. H x 10-1/2 in. D (284 mm x 230 mm x 267 mm)
Weight	82 lbs (37 kg)

Cabinet dimension reference


Figure 3: Cabinet dimension reference